


Industrial Single Sided Laminate/Melamine Blade

LU98R




Features TiCo™
Hi-Density Carbide
Laminate Blend For
Maximum Performance



Long Life, Production Blades For Single-Sided Laminates, Chip Board And Other Manmade Materials

Recommended Use & Cut Quality



CUT QUALITY: Fair → Good → Excellent →
(Not recommended for ferrous metals or masonry)

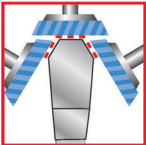


Depth of Cut

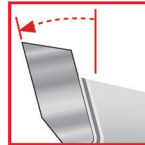


This fast-cutting blade is ideal for a perfect finish on one side of laminates and melamines. The Perma-SHIELD® coating makes these blades resistant to friction and heat build-up. Coated blades pull 1/3 less on the saw, which translates into 33% more cutting power. The 10° hook angle and a triple chip grind provide fast cuts and long cutting life.

Application



Triple Chip Grind (TCG) Tooth Design with a positive hook angle for long life in production applications



Positive Hook Angle for fast cutting and easy feed

Perma-SHIELD®	Dia.	Teeth	Arbor	Hook Angle(H)	Kerf(K)	Plate(P)
LU98R007	7"	56 TCG	5/8"	5°	.126	.087
LU98R008	8"	64 TCG	5/8"	5°	.126	.087
LU98R009	9"	72 TCG	5/8"	5°	.126	.087
LU98R010	10"	80 TCG	5/8"	5°	.126	.087
LU98R012	12"	96 TCG	1"	5°	.126	.087
LU98R014	14"	108 TCG	1"	7°	.138	.098
LU98R016	16"	120 TCG	1"	10°	.150	.110

• Carbide Grade Chart •

Increasing Hardness →

← Increasing Impact Strength

H30S H20S H10S H01S H00S H00K **H00X**

When cutting manmade products, such as laminates, melamines, MDF, and particle board, use a blade with Triple Chip Grind (TCG) for longest blade life.

Tips
Techniques

freud®

Laminate/Melamine Blades

SAW BLADES