



# Industrial Thin Kerf Fine Finish Crosscut Blades

## LU88R

**Features TiCo™**  
**Hi-Density Carbide**  
**Crosscutting Blend For**  
**Maximum Performance**



Crosscutting Blades

### Crosscutting Blades For Fine Finish With Underpowered Saws

#### Recommended Use & Cut Quality

- RIPS WOOD:
- CROSSCUTS WOOD:
- CHIP BOARD:
- PLYWOOD:
- LAMINATE:
- NON-FERROUS: Not Recommended
- CUT QUALITY: Fair Good Excellent  
 (Not recommended for ferrous metals or masonry)

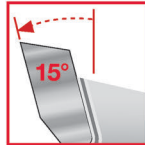


This Perma-SHIELD® coated blade gives new life to underpowered saws and produces smooth crosscuts in hardwoods, softwoods and moldings. Coated blades pull 1/3 less on the saw, which translates into 33% more cutting power. Thin kerf blades remove less material than standard carbide blades, thus requiring less horsepower to produce equally good results.

Application

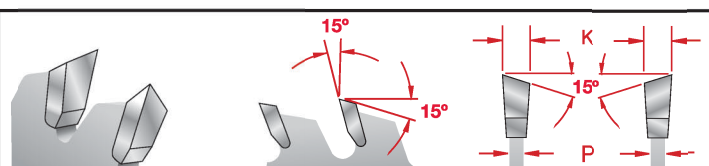
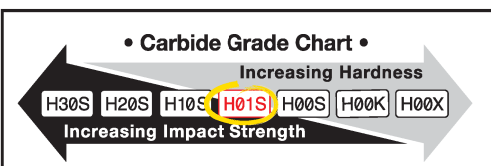


**Thin Kerf** reduces waste and feeds easier



**Positive Hook Angles** produce a smoother cut and allow for a faster feed rate

Perma-SHIELD®	Dia.	Teeth	Arbor	Kerf(K)	Plate(P)
LU88R008	8"	48 ATB	5/8"	.083	.063
LU88R009	9"	54 ATB	5/8"	.090	.071
LU88R010	10"	60 ATB	5/8"	.090	.071
LU88R012	12"	80 ATB	1"	.094	.071



If you experience burning on one side of the cut you should check and adjust the saw's alignment. Consult your saw owner's manual for alignment instructions.

Tips & Techniques

freud®

SAW BLADES