


# Industrial Cabinetmaker's Crosscut Blades

## LU73M



Features TiCo™  
Hi-Density Carbide  
Crosscutting Blend For  
Maximum Performance

### Heavy-Duty Crosscutting Blades Designed For The Industrial Cabinetmaker

Application

**Recommended Use & Cut Quality**

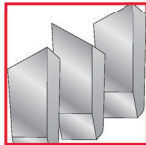
- RIPS WOOD:
- CROSSCUTS WOOD:
- CHIP BOARD:
- PLYWOOD:
- LAMINATE:
- NON-FERROUS: Not Recommended
- CUT QUALITY: Fair Good Excellent  
(Not recommended for ferrous metals or masonry)



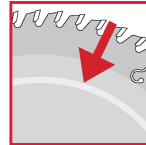
Depth of Cut



This heavy-duty crosscut blade is designed primarily for heavy use in a cabinetmaker's shop. Combining a 10° hook angle and the alternate top bevel tooth grind, this blade provides a good crosscut and long cutting life in hardwood, softwood, plywood, and chipboard. The LU73M series is ideal for cutting a wide variety of materials most commonly used by cabinet makers in thicknesses from 1/2" to 2-3/4" thick.



Alternate Top Bevel (ATB) Tooth Design gives quality crosscuts



Precision Tensioning with computer-controlled equipment keeps the blade flat and true while maximizing blade life and performance

Silver ICE™	Dia.	Teeth	Arbor	Kerf(K)	Plate(P)
LU73M008	8"	48 ATB	5/8"	.126	.087
LU73M009	9"	54 ATB	5/8"	.126	.087
LU73M010	10"	60 ATB	5/8"	.126	.087
LU73M012	12"	72 ATB	1"	.126	.087
LU73M014	14"	84 ATB	1"	.138	.098
LU73M016	16"	96 ATB	1"	.150	.110
LU73M018	18"	108 ATB	1"	.157	.118

• Carbide Grade Chart •

← Increasing Hardness

H30S H20S H10S H01S H00S **H00K** H00X

→ Increasing Impact Strength

Tips  
Techniques

When cutting on a table saw, put the finish side of your work piece facing up. When cutting with a radial arm saw or hand-held saw, put the finish side down. This will reduce splintering.