



Industrial Thin Kerf Ultimate Cut-Off Blades

LU74R

No Stabilizers Needed



Features TiCo™
Hi-Density Carbide
Crosscutting Blend For
Maximum Performance



Crosscutting Blades

Ultimate Cut-Off Blades For Glass-Smooth Finishes With Underpowered Saws

Recommended Use & Cut Quality

- RIPS WOOD:
- CROSSCUTS WOOD:
- CHIP BOARD:
- PLYWOOD:
- LAMINATE:
- NON-FERROUS: Not Recommended
- CUT QUALITY: Fair → Good → Excellent
(Not recommended for ferrous metals or masonry)

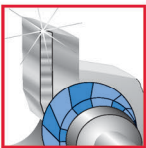


Depth of Cut




This thin kerf blade produces glass smooth surfaces when crosscutting hardwoods and softwoods, thanks to Freud's unique side grinding technology. The larger blades are ideal for miter box applications. Thin kerf blades remove less material than standard carbide blades, thus requiring less horsepower to produce equally good results.

Application



Unique Side Grind polishes the material to produce a superior finish



Thin Kerf allows for easier feeding and reduced waste

Perma-SHIELD®	Dia.	Teeth	Arbor	Kerf(K)	Plate(P)
LU74R008	8"	64 ATB	5/8"	.087	.063
LU74R010	10"	80 ATB	5/8"	.091	.071
LU74R012	12"	96 ATB	1"	.091	.071
LU74R014	14"	108 ATB	1"	.118	.087

• Carbide Grade Chart •

Increasing Hardness →

← Increasing Impact Strength

H30S H20S H10S H01S **H00S** H00K H00X

Maintain a proper feed rate. Feeding too slow causes burning of the material. Feeding too fast can be dangerous and produces a poor dull cut.

Tips
Techniques

freud®

SAW BLADES