

IN-GROOVE™

CNC INSERT ENGRAVING SYSTEM

The Most Versatile System for Sign Making, Lettering & Engraving

The new In-Groove™ Insert Engraving System features one tool body with 30 unique insert knives designed for a variety of applications.

Industrial quality insert knives produce crisp, clean cuts and last at least twice as long as comparable solid carbide bits.

This engraving system was engineered to quickly interchange inserts while tool body can remain mounted in CNC machine. This minimizes down-time and helps to maintain consistent cutting accuracy.

CNC Tool bodies are expertly balanced for virtually no vibration to provide superior cutting results.

Ideal for cutting laminated materials, veneers, MDF, plastics, wood, solid surface. and carbon fiber.

V-Tip inserts can also cut aluminum.





8 pc. Sets Available

AMS-209 (1/2 Shank)
AMS-210 (1/4 Shank)

| Includes | QTY | Description |
|--------------------------|-----|--|
| RCK-412 | 1 | Corner Round / Bead Groove Insert Knife |
| RCK-420 | 1 | Core Box Insert Knife |
| RCK-400 | 1 | Straight Insert Knife |
| RCK-360 | 1 | 30° V-Tip Insert Knife |
| RCK-361 | 1 | 30° V-Tip Insert Knife |
| RCK-362 | 1 | 30° V-Tip Insert Knife |
| RCK-380 | 1 | 60° V-Tip Insert Knife |
| RC-1076 or RC-1075 | 1 | 1/2" Shank Tool Body (AMS-209 Set) or 1/4" Shank Tool Body (AMS-210 Set) |



RC-1075

RC-1076


| d | CNC Tool Body No. |
|------|-------------------|
| 1/4" | RC-1075 |
| 1/2" | RC-1076 |

Insert knives sold separately.



360° View

30° V-Tip Width Engraving Insert Knives




| Tip | B | Part No. |
|--------|-------------|----------|
| 0.005" | 16mm (5/8") | RCK-360 |
| 0.010" | 16mm (5/8") | RCK-361 |
| 0.020" | 16mm (5/8") | RCK-362 |
| 0.030" | 16mm (5/8") | RCK-363 |
| 0.040" | 16mm (5/8") | RCK-364 |
| 0.060" | 16mm (5/8") | RCK-366 |
| 0.090" | 16mm (5/8") | RCK-369 |



[View RPM & Feed Rate Chart](#)

60° V-Tip Width Engraving Insert Knives




| Tip | B | Part No. |
|--------|---------------|----------|
| 0.005" | 7.5mm (9/32") | RCK-380 |
| 0.010" | 7.5mm (9/32") | RCK-381 |
| 0.020" | 7.5mm (9/32") | RCK-382 |
| 0.030" | 7.5mm (9/32") | RCK-383 |
| 0.040" | 7.5mm (9/32") | RCK-384 |
| 0.060" | 7.5mm (9/32") | RCK-385 |
| 0.090" | 7.5mm (9/32") | RCK-386 |



[View RPM & Feed Rate Chart](#)

90° V-Tip Width Engraving Insert Knives




| Tip | B | Part No. |
|--------|-------------|----------|
| 0.005" | 4mm (5/32") | RCK-390 |
| 0.010" | 4mm (5/32") | RCK-391 |
| 0.020" | 4mm (5/32") | RCK-392 |
| 0.040" | 4mm (5/32") | RCK-393 |



[View RPM & Feed Rate Chart](#)

Straight Engraving Insert Knives




| Dia. | B | Part No. |
|-------|--------------|----------|
| 1/8" | 5mm (3/16") | RCK-400 |
| 3/16" | 6mm (15/64") | RCK-402 |
| 1/4" | 7mm (9/32") | RCK-404 |
| 5/16" | 8mm (5/16") | RCK-406 |



[View RPM & Feed Rate Chart](#)

Core Box Engraving Insert Knives

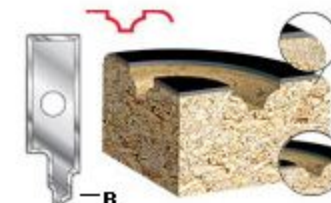


| Radius | B | Part No. |
|--------|--------------|----------|
| 1/16" | 5mm (3/16") | RCK-420 |
| 3/32" | 6mm (15/64") | RCK-422 |
| 1/8" | 7mm (9/32") | RCK-424 |
| 5/32" | 8mm (5/16") | RCK-426 |



[View RPM & Feed Rate Chart](#)

Corner Round & Bead Groove Engraving Insert Knives



| Radius | B | Part No. |
|--------|-------------|----------|
| 1/16" | 8mm (5/16") | RCK-410 |
| 3/32" | 8mm (5/16") | RCK-412 |
| 1/8" | 8mm (5/16") | RCK-414 |



[View RPM & Feed Rate Chart](#)