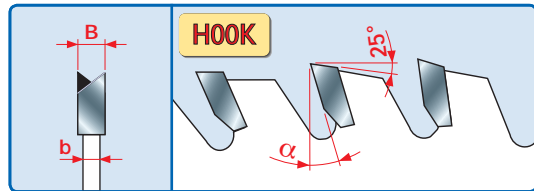


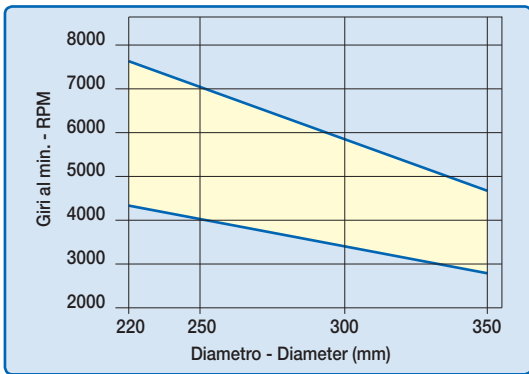
LU3A

HW - LAME PER IL TAGLIO DI PANNELLI BILAMINATI T.C.T. SAWBLADES TO CUT BILAMINATED PANELS

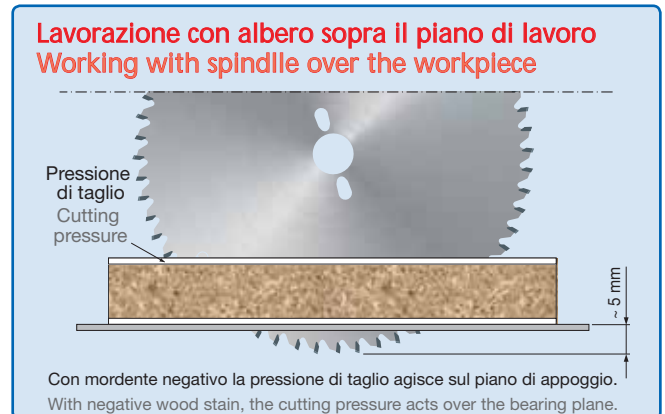
Rif. LU12MSS



CARATTERISTICHE DEL DENTE - TOOTH'S FEATURES



Fascia del N. giri minimo e massimo consigliati in funzione del diametro della lama.
Minimum and maximum RPM based on the blade diameter.



D mm	B mm	b mm	d mm	Z	α	FT - NL	CODICE CODE
220	3,2	2,2	30	64	-5°	2/7/42	LU3A 0100 •
250	3,2	2,2	30	80	-2°	FT01	LU3A 0200 •
300	3,2	2,2	25,4	96	2°	FT01	LU3A 0600 ○
300	3,2	2,2	30	96	2°	FT01	LU3A 0300 •
350	3,5	2,5	30	108	5°	FT02	LU3A 0400 •

FT01 = 2/7/42 + 2/9/46,4 + 2/10/60 FT02 = 2/9/46,4 + 2/10/60

> **Impiego:** Per la sezionatura in singolo di pannelli bilaminati, con perfetta finitura su ambo i lati senza l'ausilio della lama incisore.

Macchine: Seghe circolari, sezionatrici verticali.

Caratteristiche: Dentatura alterna a 38°, con angolo di taglio variabile a seconda del diametro.


Materiale: Pannelli bilaminati con rivestimenti particolarmente delicati, impiallacciati.

> **Application:** To size bilaminated panels, with perfect finishing on both sides without the employment of the scoring sawblade.

Machines: Circular vertical saws, panel-sizing machines, portable machines.

Features: ATB 38° tooth, with variable cutting angle according to the diameter.

Material: Bilaminated panels with extremely fine coatings, veneered panels.



	SUFFICIENTE SUFFICIENT	BUONO GOOD	OTTIMO EXCELLENT
COMPOSTI DI LEGNO WOOD COMPOSITED	[Progressive bar from blue to red]		
LAMINATI LAMINATES	[Progressive bar from blue to red]		