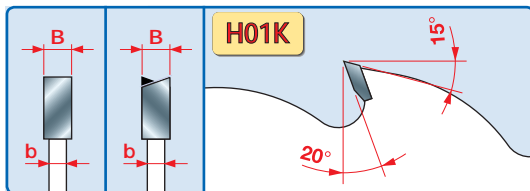
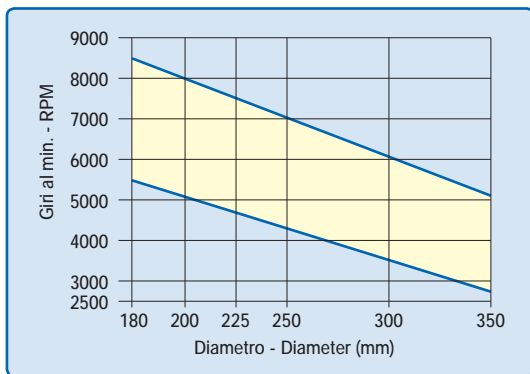


# LM08

## HW - LAME A SPESSORE ULTRASOTTILE T.C.T. ULTRA-THIN KERF SAWBLADES

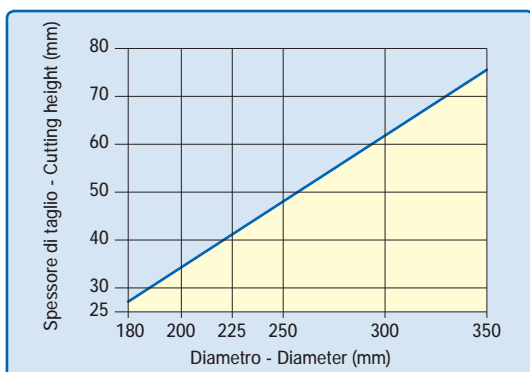


CARATTERISTICHE DEL DENTE - TOOTH'S FEATURES



Fascia del N. giri minimo e massimo consigliati in funzione del diametro della lama.

Minimum and maximum RPM based on the blade diameter.



Altezza di taglio massima consentita in funzione del diametro della lama.

Maximum depth of cut based on the blade diameter.

D mm	B mm	b mm	d mm	Z	FT-NL/CH-KN	CODICE CODE
180	1,5	1,0	40	24 P	2CH 12x5	LM08 0100 •
180	1,5	1,0	60	24 P	FT 3/10/75	LM08 0200 •
200	1,5	1,0	40	28 P	2CH 12x5	LM08 0300 •
200	1,5	1,0	60	28 P	FT 3/10/75	LM08 0400 •
200	1,5	1,0	60	36 ATB	FT 3/10/75	LM08 0500 •
200	1,7	1,2	50	36 ATB		LM08 0600 •
200	1,7	1,2	60	36 ATB	FT 3/10/75	LM08 2800 ○
225	1,5	1,0	40	28 P	2CH 12x5	LM08 0700 •
225	1,5	1,0	60	28 P	FT 3/10/75	LM08 0800 •
225	1,5	1,0	70	28 P	2CH 21x5	LM08 0900 •
225	1,5	1,0	40	36 ATB	2CH 12x5	LM08 1000 •
225	1,5	1,0	60	36 ATB	FT 3/10/75	LM08 1100 •
225	1,5	1,0	70	36 ATB	2CH 21x5	LM08 1200 •
225	1,7	1,2	65	36 ATB	FT 3/10/80	LM08 1300 •
225	1,7	1,2	70	24 P	2CH 21x5	LM08 2400 ○
250	1,7	1,2	40	24 P	2CH 12x5	LM08 1400 •
250	1,7	1,2	60	24 P	FT 3/10/75	LM08 1500 •
250	1,7	1,2	70	24 P	2CH 21x5	LM08 1600 •
250	1,7	1,2	40	36 ATB	2CH 12x5	LM08 1700 •
250	1,7	1,2	60	36 ATB	FT 3/10/75	LM08 1800 •
250	1,7	1,2	70	36 ATB	2CH 21x5	LM08 1900 •
250	2,2	1,6	50	30 ATB	2CH 21x5	LM08 2500 ○
250	2,2	1,6	60	30 ATB	2CH 21x5	LM08 2600 ○
250	2,2	1,6	70	30 ATB	2CH 21x5	LM08 2700 ○
280	2,2	1,6	60	36 ATB	FT 3/10/75	LM08 2200 •
300	2,2	1,6	50	36 ATB		LM08 2000 •
300	2,2	1,6	70	36 ATB	2CH 21x5	LM08 2300 ○
350	2,5	1,8	50	40 ATB		LM08 2100 •

### > Impiego:

Lama per tagli longitudinali, particolarmente indicata nel caso in cui sia richiesto di ridurre al minimo gli scarti di materiale.

**Non si esegue allargatura di fori e chiavette optional. Si raccomanda una frequente pulizia del corpo lama dai depositi di resina.**

### Macchine:

Scorniatrici, spaccatrici.

### Caratteristiche:

Dentatura piana (P) o alterna (ATB) a 15°.

### Materiale:

Legni pregiati teneri e duri essiccati con umidità max del 10%.

### > Application:

Sawblade for ripping, mostly suited when wastes must be brought down to a minimum. **Reboring and keyways optional not available. We recommend the sawblade be regularly cleaned in order to prevent the formation of resin deposits.**

### Machines:

Moulders and cleaving machines.

### Features:

Flat tooth (P) or ATB 15° Tooth.

### Material:

Good quality soft and hard wood dried at max 10% humidity rate.

SUFFICIENTE SUFFICIENT	BUONO GOOD	OTTIMO EXCELLENT
<p>LEGNO TENERO LUNGO VENA RIPPING OF SOFTWOODS</p>		
<p>LEGNO DURO LUNGO VENA RIPPING OF HARDWOODS</p>		