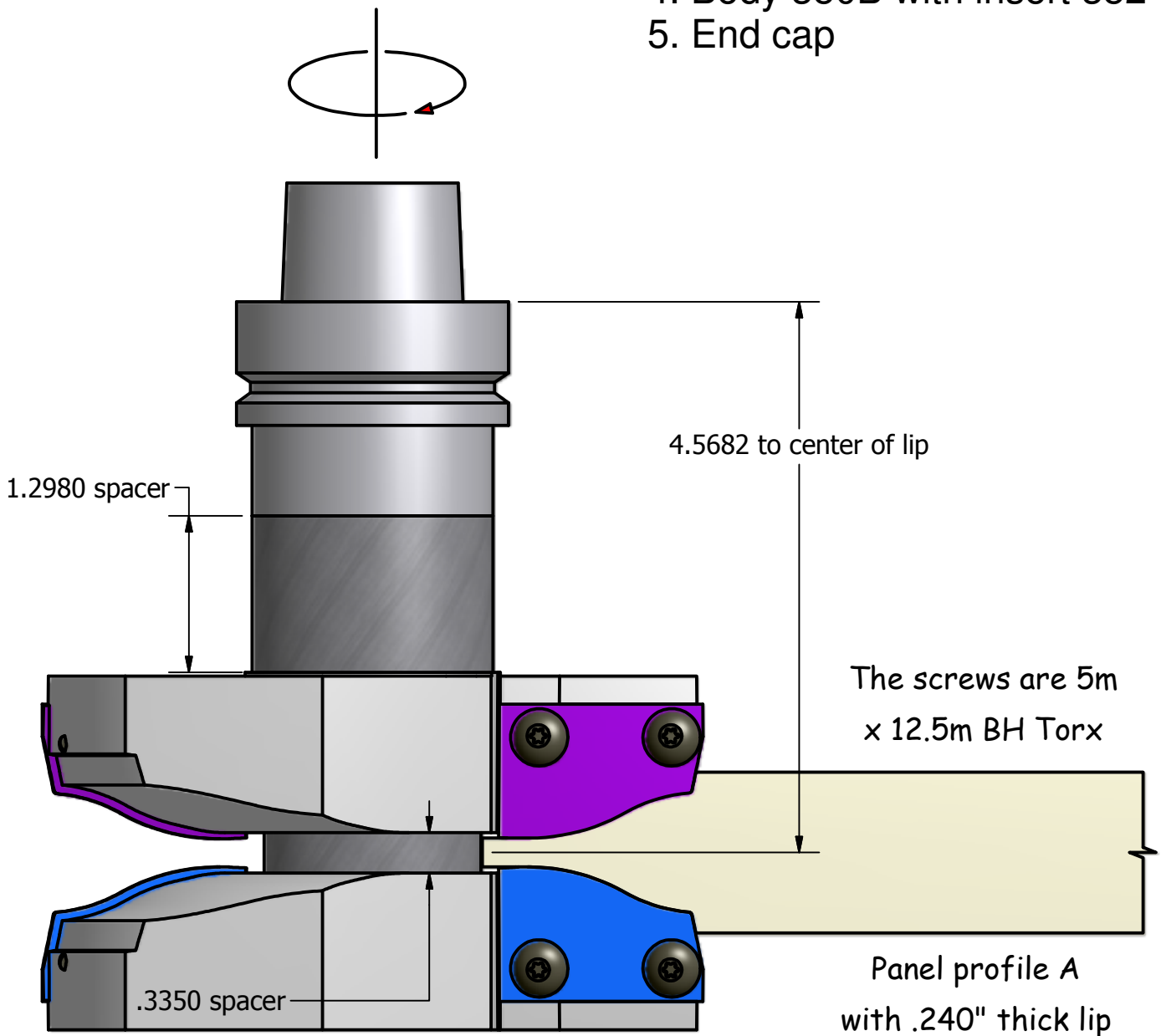


GEOMETRY	
2	Wing(s)
10	Hook
5	Shear

Setup for panel profile A with
.240" thick lip

The minor diameter is 1.821"
or 46.25mm

1. Spacer 1.2980" thick
2. Body 350A with insert 351
3. Spacer .3350" thick
4. Body 350B with insert 352
5. End cap



THIS DRAWING IS PROPERTY OF EW TOOLING, INC. AND MUST NOT BE USED IN ANY WAY DETRIMENTAL TO OUR INTERESTS

PARTS LIST DRAWING

E.W. TOOLING, INC.
Cutting tools for the woodworking industry

Originate: 12/09

Last edit: 2/2/10

EW P/N: 182-350

Tips: Carbide inserts
351 & 352

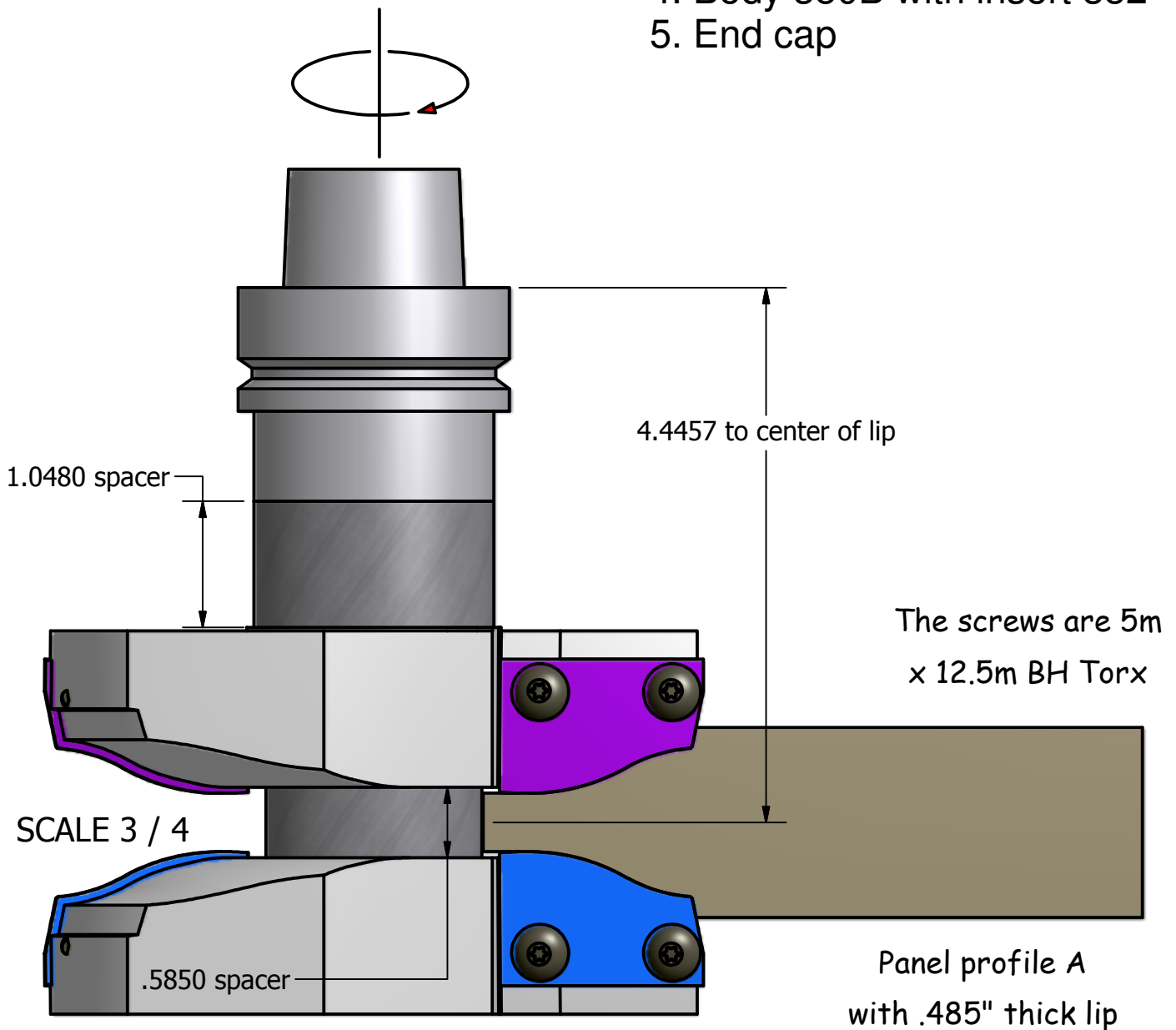
Cust P/N: Profile A with .240" lip

GEOMETRY
2 Wing(s)
10° Hook
5° Shear

Setup for panel profile A with
.485" thick lip

The minor diameter is 1.821"
or 46.25mm

1. Spacer 1.0480" thick
2. Body 350A with insert 351
3. Spacer .5850" thick
4. Body 350B with insert 352
5. End cap



THIS DRAWING IS PROPERTY OF EW TOOLING, INC. AND MUST NOT BE USED IN ANY WAY DETRIMENTAL TO OUR INTERESTS

PARTS LIST DRAWING

E.W. TOOLING, INC.
Cutting tools for the woodworking industry

Originate: 12/09

Last edit: 2/2/10

EW P/N: 182-350

Tips: Carbide inserts
351 & 352

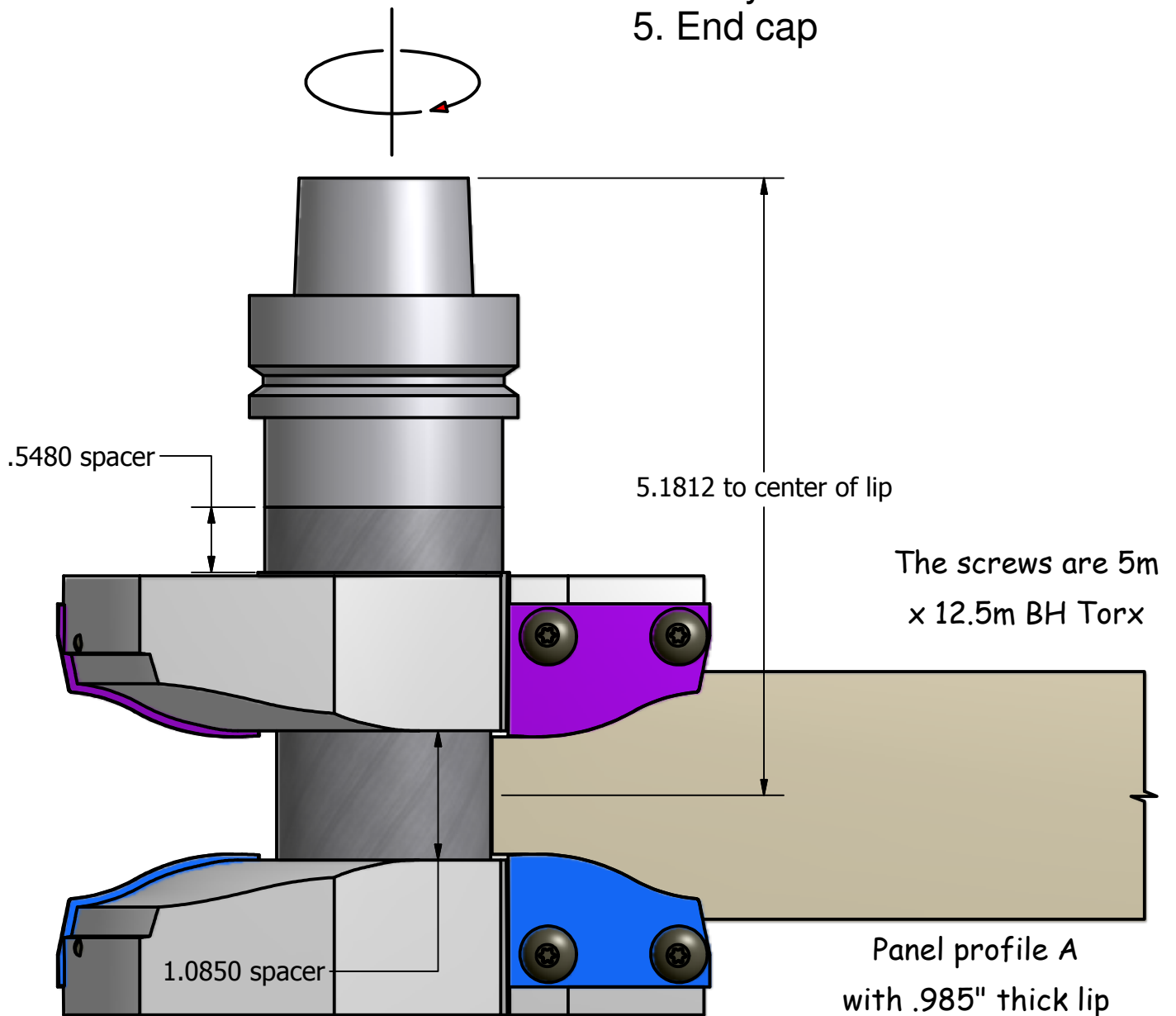
Cust P/N: Profile A with .485" lip

GEOMETRY	
2	Wing(s)
10°	Hook
5°	Shear

Setup for panel profile A with .985" thick lip

The minor diameter is 1.821"
or 46.25mm

1. Spacer .5480" thick
2. Body 350A with insert 351
3. Spacer 1.0850" thick
4. Body 350B with insert 352
5. End cap



THIS DRAWING IS PROPERTY OF EW TOOLING, INC. AND MUST NOT BE USED IN ANY WAY DETRIMENTAL TO OUR INTERESTS

PARTS LIST DRAWING

E.W. TOOLING, INC.
Cutting tools for the woodworking industry

Originate: 12/09

Last edit: 2/2/10

EW P/N: 182-350

Tips: Carbide inserts
351 & 352

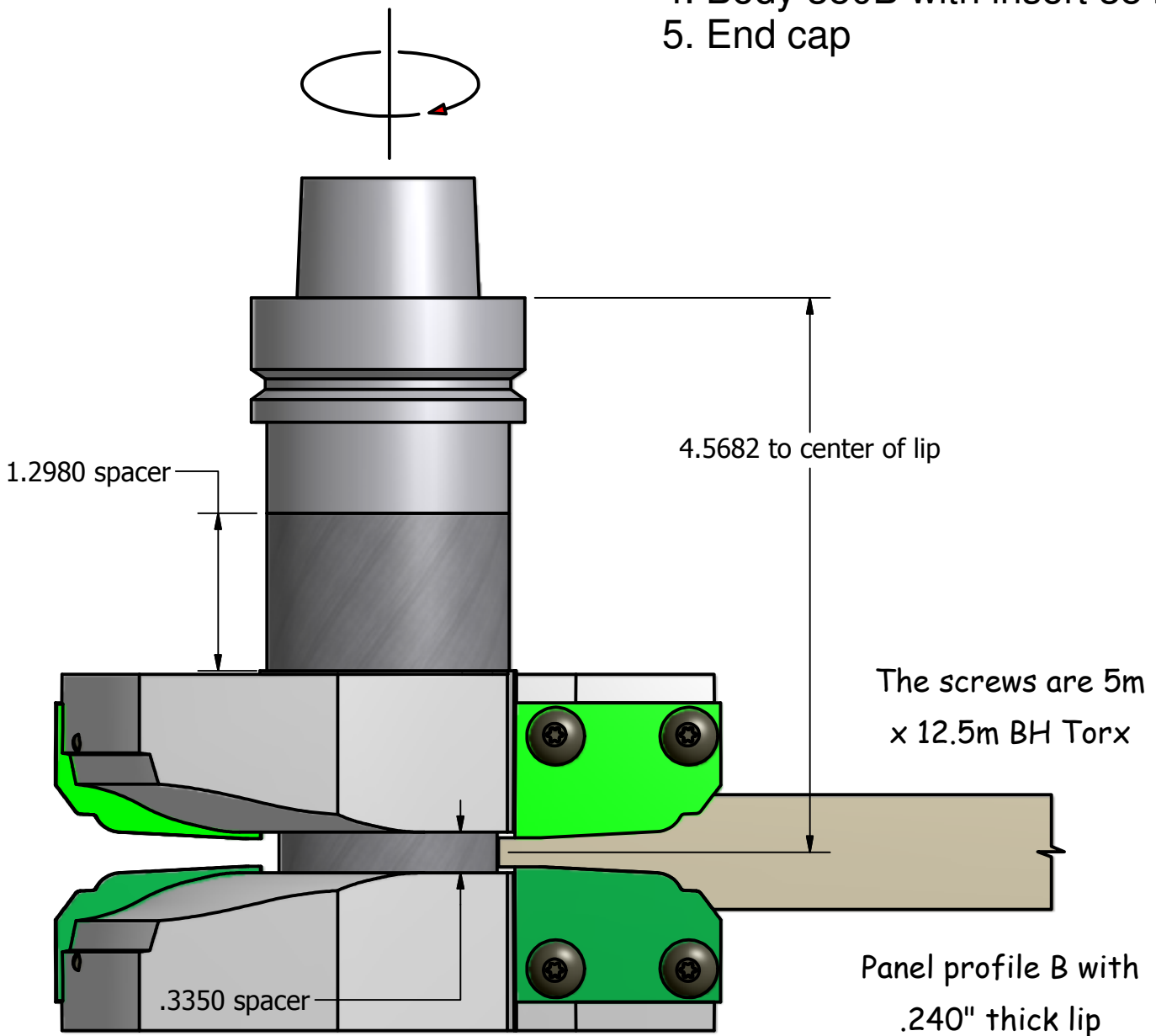
Cust P/N: Profile A with .985" lip

GEOMETRY
2 Wing(s)
10° Hook
5° Shear

Setup for panel profile B with
.240" thick lip

The minor diameter is 1.821"
or 46.25mm

1. Spacer 1.2980" thick
2. Body 350A with insert 353
3. Spacer .3350" thick
4. Body 350B with insert 354
5. End cap



THIS DRAWING IS PROPERTY OF EW TOOLING, INC. AND MUST NOT BE USED IN ANY WAY DETRIMENTAL TO OUR INTERESTS

PARTS LIST DRAWING

E.W. TOOLING, INC.
Cutting tools for the woodworking industry

Originate: 12/09

Last edit: 2/2/10

EW P/N: 182-350

Tips: Carbide inserts
353 & 354

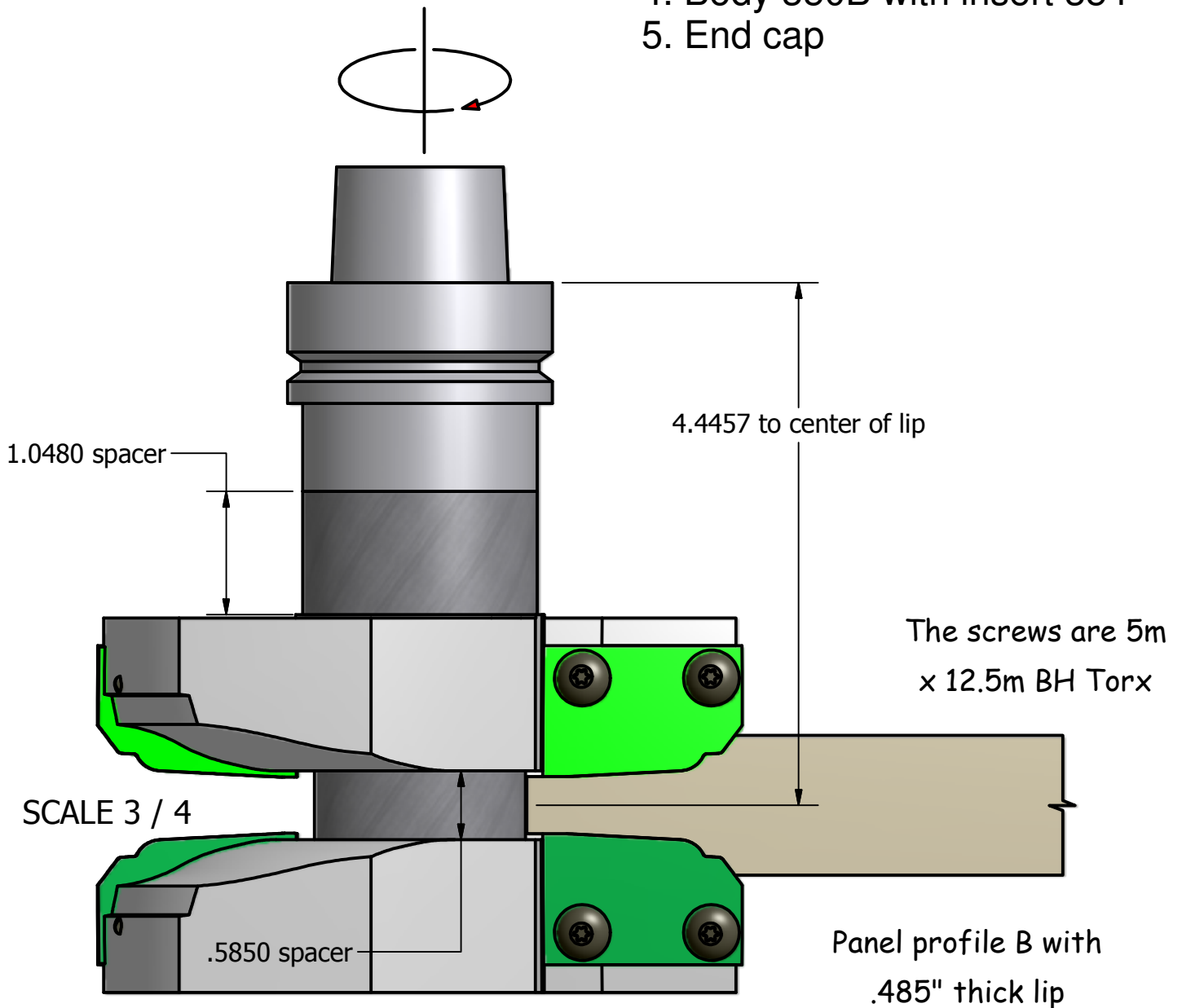
Cust P/N: Profile B with .240" lip

GEOMETRY	
2	Wing(s)
10°	Hook
5°	Shear

Setup for panel profile B with
.485" thick lip

The minor diameter is 1.821"
or 46.25mm

1. Spacer 1.0480" thick
2. Body 350A with insert 353
3. Spacer .5850" thick
4. Body 350B with insert 354
5. End cap



THIS DRAWING IS PROPERTY OF EW TOOLING, INC. AND MUST NOT BE USED IN ANY WAY DETRIMENTAL TO OUR INTERESTS

PARTS LIST DRAWING

E.W. TOOLING, INC.
Cutting tools for the woodworking industry

Originate: 12/09

Last edit: 2/2/10

EW P/N: 182-350

Tips: Carbide inserts
353 & 354

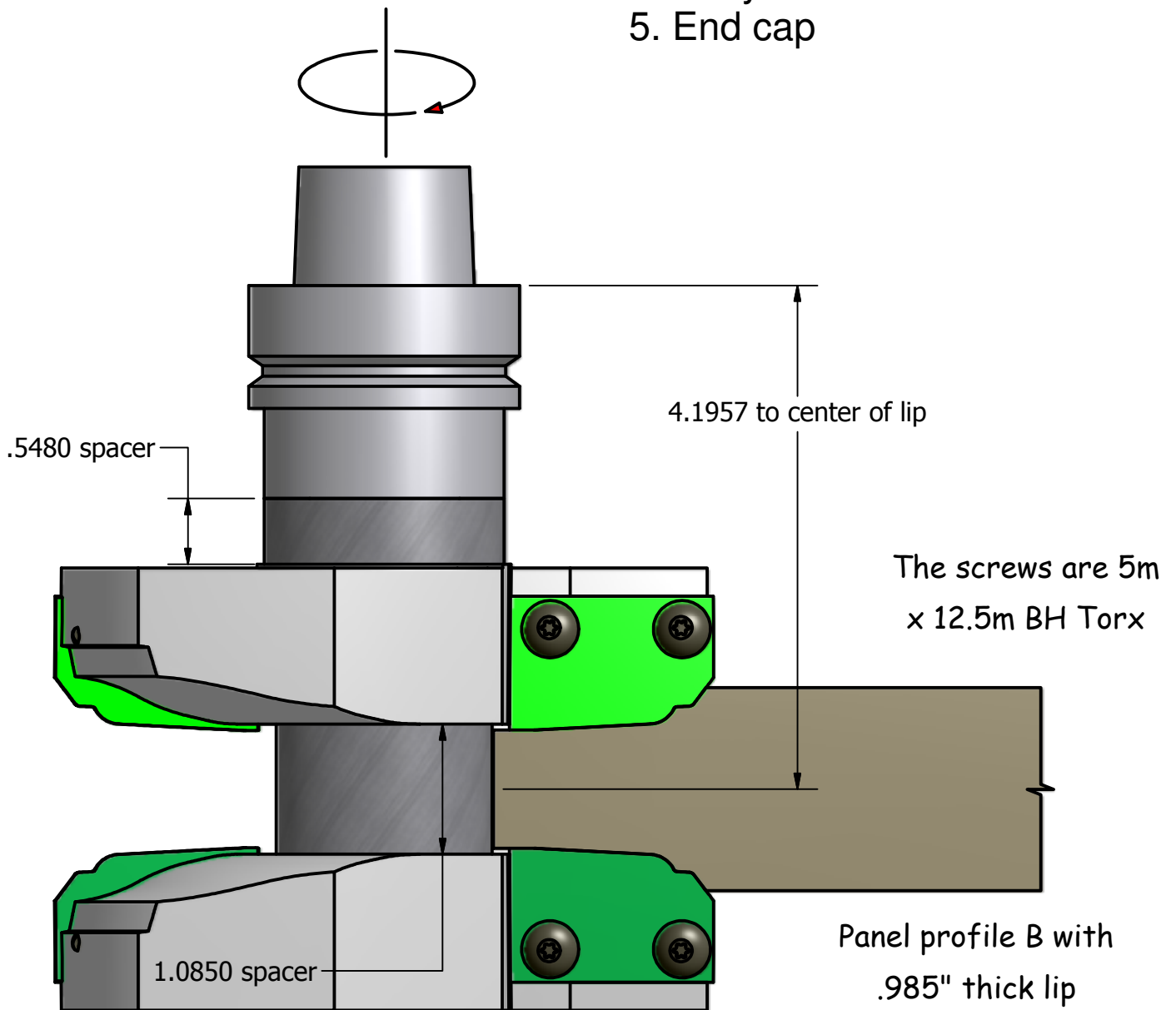
Cust P/N: Profile B with .485" lip

GEOMETRY	
2	Wing(s)
10°	Hook
5°	Shear

Setup for panel profile B with
.985" thick lip

The minor diameter is 1.821"
or 46.25mm

1. Spacer .5480" thick
2. Body 350A with insert 353
3. Spacer 1.0850" thick
4. Body 350B with insert 354
5. End cap



THIS DRAWING IS PROPERTY OF EW TOOLING, INC. AND MUST NOT BE USED IN ANY WAY DETRIMENTAL TO OUR INTERESTS

PARTS LIST DRAWING

E.W. TOOLING, INC.
Cutting tools for the woodworking industry

Originate: 12/09

Last edit: 2/2/10

EW P/N: 182-350

Tips: Carbide inserts
353 & 354

Cust P/N: Profile B with .985" lip