

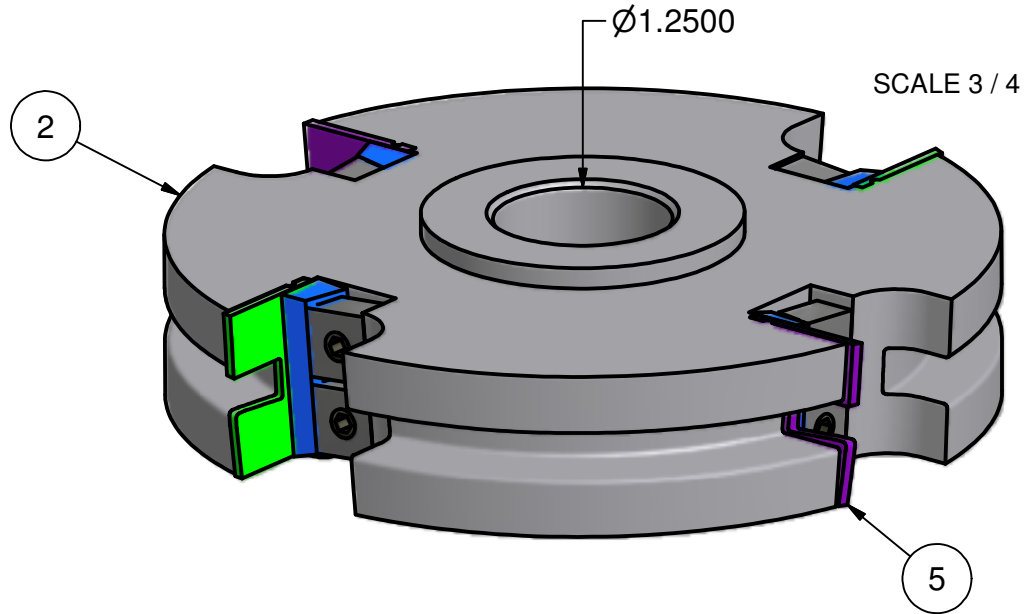


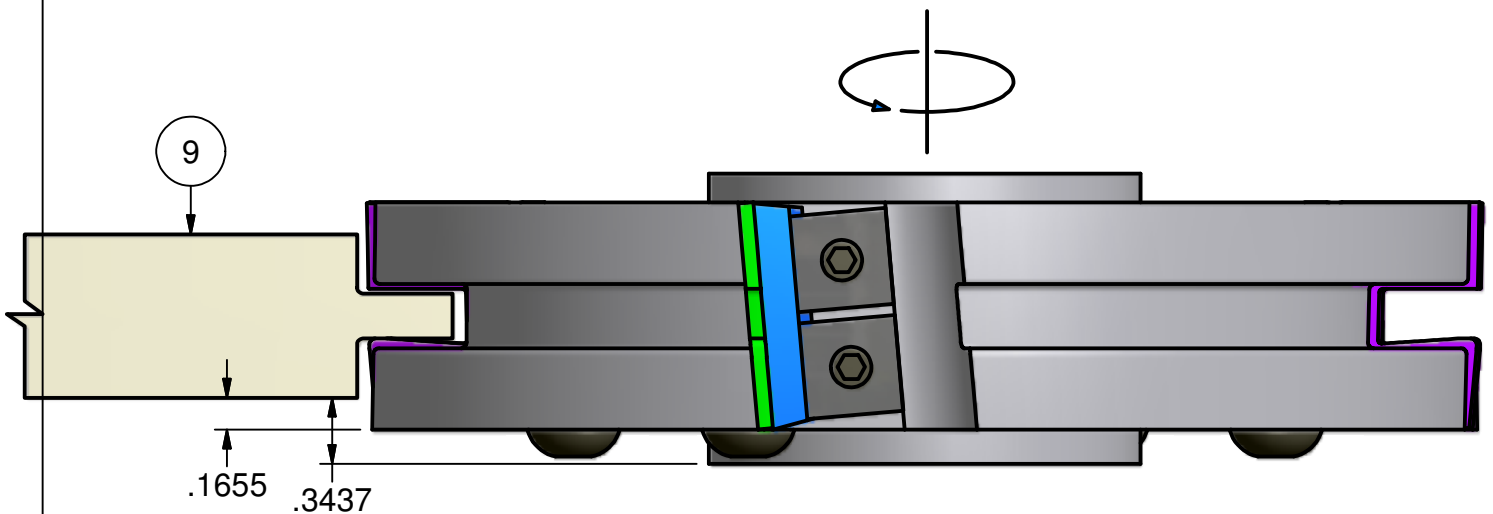
Parts List		
ITEM	QTY	PART NUMBER
2	1	182-144 body
3	4	5Mx12.5M-BH-Torx
10	2	182-145 up insert
5	2	182-146 down insert
6	4	30x10 wedge with 10 face draft
7	8	.5 std clamp
8	8	.250-28 clamp screw
9	1	#3 Shaker Cope Profile



The upshear & downshear inserts **are not** interchangeable



GEOMETRY	
	3 Wing(s)
	10° Hook
	0° Shear
Minor Diameter	125mm
Major Diameter	150.4mm



THIS DRAWING IS PROPERTY OF EW TOOLING, INC. AND MUST NOT BE USED IN ANY WAY DETRIMENTAL TO OUR INTERESTS

182

**E.W. TOOLING, Inc.**  
Cutting tools for the woodworking industry

Approved by: \_\_\_\_\_

Originate: 2/3/09

Last edit: 2/3/09

EW P/N: 182-144 body Tips: 30 x 30.5 x 2mm Carbide Inserts

Cust P/N: #3 Shaker profile - dedicated head