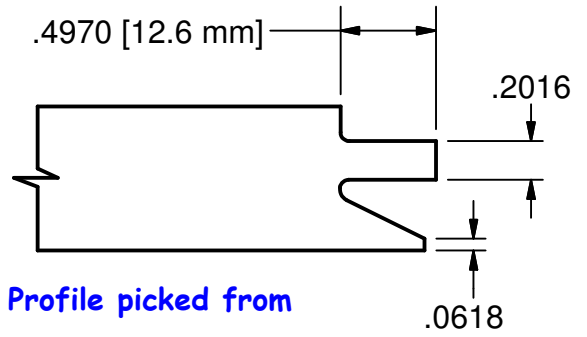
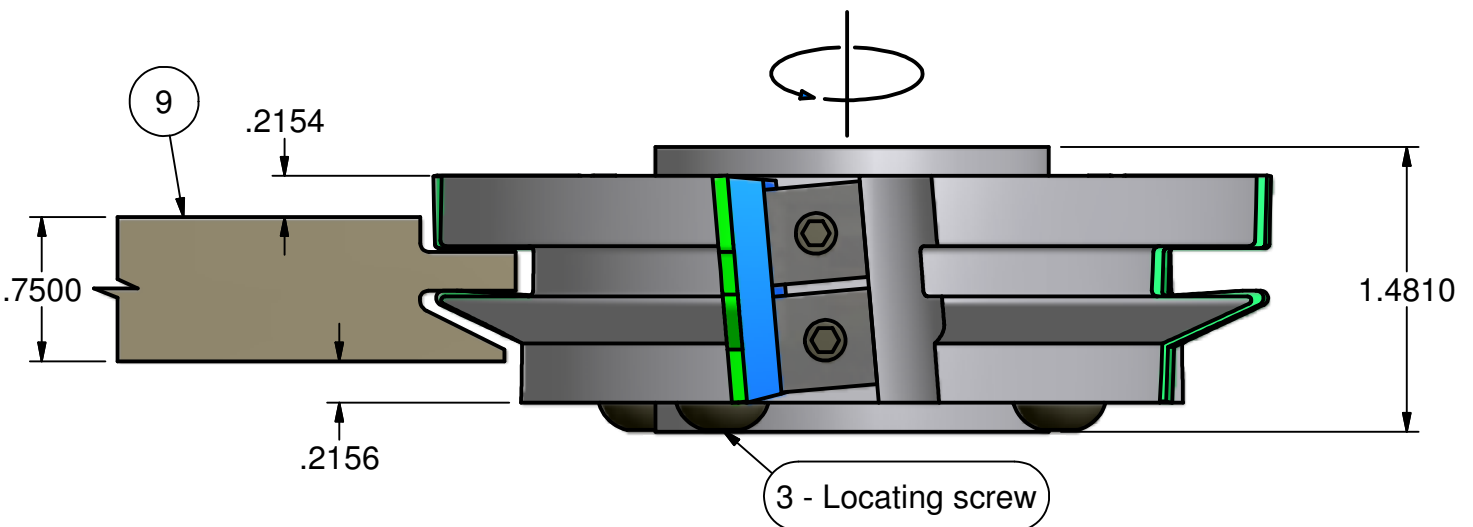
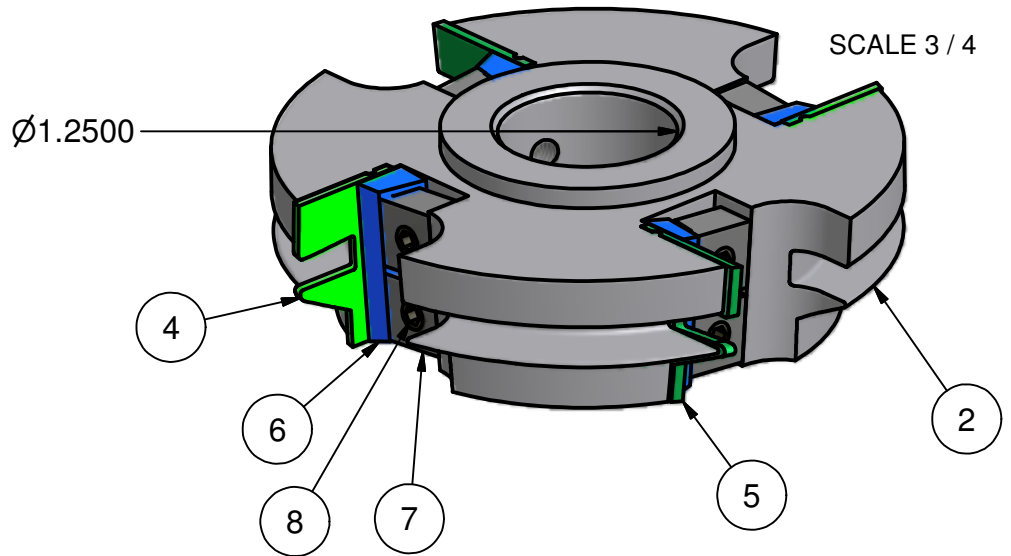


Parts List		
ITEM	QTY	PART NUMBER
2	1	182-279 Body
3	4	5Mx12.5M-BH-Torx
4	2	182-280 UP insert
5	2	182-281 DOWN insert
6	4	30x10 wedge with 10 face draft
7	8	.5 std clamp
8	8	.250-28 clamp screw
9	1	Puget Sound cope(6-4-09)



Profile picked from wood sample supplied by customer

GEOMETRY	
2+2	Wing(s)
20°	Hook
Alt. 5°	Shear
Minor Diameter	3.50"
Major Diameter	4.50"



THIS DRAWING IS PROPERTY OF EW TOOLING, INC. AND MUST NOT BE USED IN ANY WAY DETRIMENTAL TO OUR INTERESTS

182

**E.W. TOOLING, Inc.**  
Cutting tools for the woodworking industry

Approved by: \_\_\_\_\_

Originate: 6/4/09

Last edit: 6/4/09

EW P/N: 182-279 Head Tips: 25 x 30.5 x 3mm Carbide insert

Cust P/N: Custom cope profile