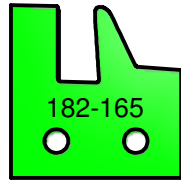
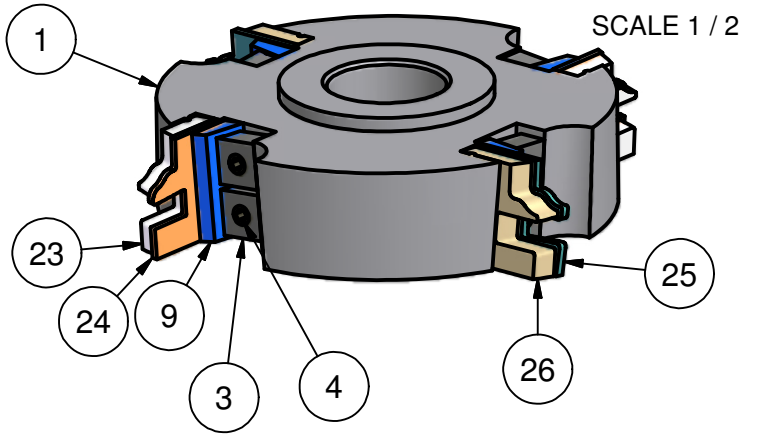
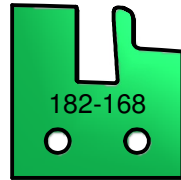


Parts List		
ITEM	QTY	PART NUMBER
1	1	182-164 body
2	4	5Mx12.5M-BH-Torx
3	8	.5 std clamp
4	8	.250-28 clamp screw
6	2	182-167 backer
7	2	182-165 up insert
8	2	182-166 down insert
9	4	30x15 Wedge With Holes
11	2	182-167 down backer
12	2	182-170 up backer
13	2	182-168 up insert
14	2	182-169 down insert
15	2	182-170 down backer
17	2	182-173 up backer
18	2	182-171 up insert
19	2	182-172 down insert
20	2	182-173 down backer
23	2	182-176 up backer
24	2	182-174 up insert
25	2	182-175 down insert
26	2	182-176 down backer





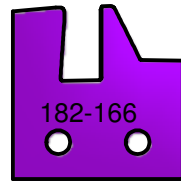
#1 Bevel profile



#2 Quarter Step profile

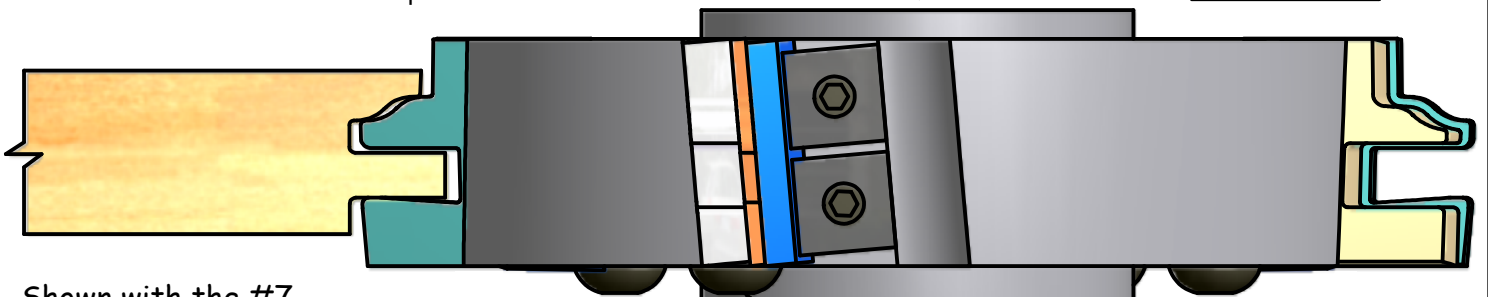
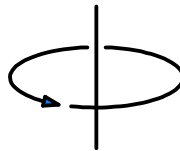


#6 Quarter Round Bead



174 up & 175 down inserts that use the 176 backers for the #7 CRP125 profile

GEOMETRY	
Wing(s)	3
Hook	10°
Shear	0°
Minor Diameter	125mm
Major Diameter	150.4mm



Shown with the #7 CRP125 profile

2 - Locating screw

THIS DRAWING IS PROPERTY OF EW TOOLING, INC. AND MUST NOT BE USED IN ANY WAY DETRIMENTAL TO OUR INTERESTS

182-164

E.W. TOOLING, INC.

Cutting tools for the woodworking industry

Approved by: _____

Originate: 2/3/09

Last edit: 2/3/09

EW P/N: 182-164 body Tips: 30 x 35.5 x 2mm Carbide Inserts

Cust P/N: Universal Cope Head for multiple profiles