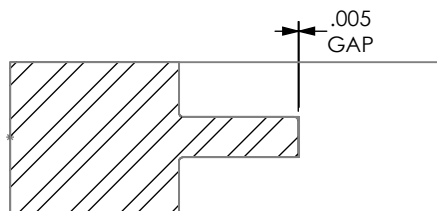
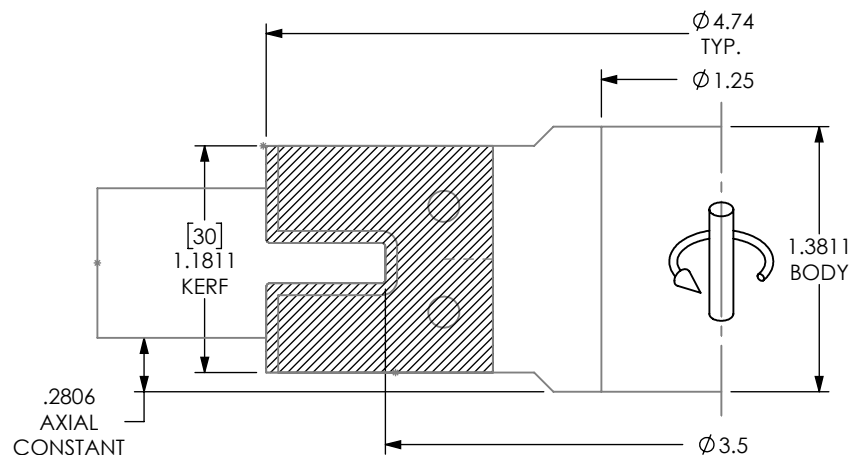
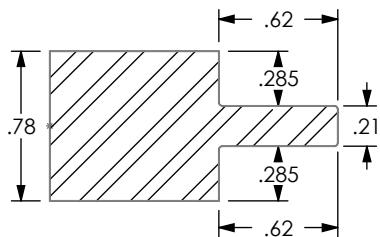


TEETH: 3
HOOK: 20°
SHEAR: 0°
TIPS: INSERT
PA: N/A

MAX RPM: 12,500

DWG: 4-01-5260100

A.K.A. #: N/A



HALL MANUFACTURING DWG: 4-01-5260100

ATTN: _____ DATE: _____ PO#: _____

**CUSTOM TOOLING MUST HAVE CUSTOMER APPROVAL PRIOR TO THE START OF
 MANUFACTURING. PLEASE REVIEW THIS DRAWING FOR ACCURACY, INCLUDING
 ROTATION, AND FAX A SIGNED AND DATED COPY. PRODUCTION
 WILL BEGIN UPON RECEIPT OF APPROVED DRAWING.**

APPROVED BY: _____ DATE: _____

DATE:
1/27/22

DWN BY:
E.L.M.



REV.	
+	SHEET 1 OF 4