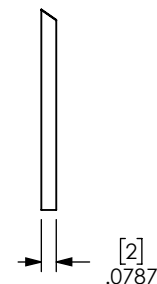
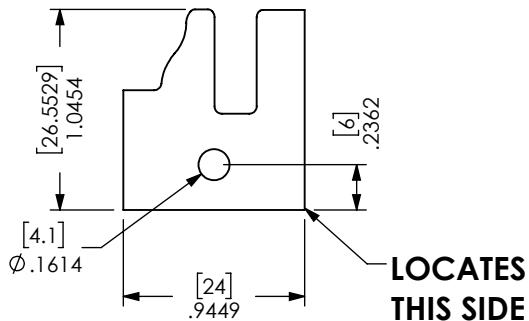


TEETH: N/A  
HOOK: N/A  
SHEAR: N/A  
TIPS: INSERT  
PA: N/A

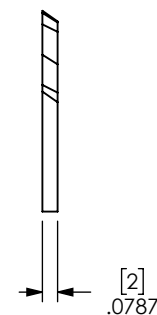
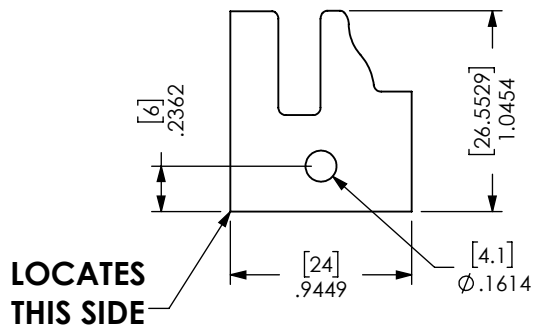
MAX RPM: N/A

DWG: 4-10-5095501

A.K.A. #: RCP02IL



INSERT #4-10-5095501



INSERT #4-10-5095601

HALL MANUFACTURING DWG: 4-10-5095501

ATTN: \_\_\_\_\_ DATE: \_\_\_\_\_ PO#: \_\_\_\_\_

CUSTOM TOOLING MUST HAVE CUSTOMER APPROVAL PRIOR TO THE START OF MANUFACTURING. PLEASE REVIEW THIS DRAWING FOR ACCURACY, INCLUDING ROTATION, AND FAX A SIGNED AND DATED COPY. PRODUCTION WILL BEGIN UPON RECEIPT OF APPROVED DRAWING.

APPROVED BY: \_\_\_\_\_ DATE: \_\_\_\_\_

DATE:  
6/22/21

DWN BY:  
R.A.Y.

REV.  
01

SHEET 1 OF 2

